

Buzon®

*Raising the world
to a higher level*



www.buzon-world.com



CATALOGUE

PB Series

U-BRS System

Summary

1. DISCOVER US

The Buzon® success story

04-05

Our commitments

06-07

The advantages of the
Buzon® pedestals

08-09

2. PB-SERIES

The PB series

12-13

Mat layers and spacer tabs

14-15

3. PB ACCESSORIES

Spacer tabs

18

Shock absorbers

19

Guide for joists

20

Wall edge

21

Shim for pedestal and mats

22

Slope corrector and bubble level

23

End of terrace kit

24

Support for cut-outs

25

Multi-purpose base

26

Other PB accessories

27

4. U-BRS SYSTEM

Why choose the U-BRS system?

30

The advantages of the U-BRS system

31

U-BRS system

32

Other U-BRS accessories

33

U-BRS WOOD system

34-35

5. TECHNICAL INFORMATION AND INSTALLATION

Standard system and
consumption of pedestals

38-39

U-BRS system and
consumption of joists

40-41

U-BRS-WOOD system and
consumption of joists

42-43

Technical service

44

Buzon® calculator and Buzon® blog

45

Buzon® newsletter and social networks

46

Our partners around the world

47





1

DISCOVER US

Discover us



Creation of the **Ateliers Buzon S.P.R.L**
(Liège, Belgium)

1987



Laurent Buzon officially joins the company and sets out to conquer new markets. The pedestals will start to be installed in the biggest skyscrapers in the whole world thanks to his dynamism.

Buzon pedestals are installed on the balconies of the **Petronas Twin Towers**, in Kuala Lumpur.

1996



Installation in the **Hauts-Sarts industrial estate** (Belgium) and creation of **Buzon Pedestal International**.

2002


1992

Creation of the **first adjustable** Buzon® pedestal.

1997


Creation of the **DPH-series**, the eldest of the family.

Silver medal for the innovation prize at Batimat for the slope corrector integrated into the pedestal.



2008

Creation of the **BC-series**, the artist of the family.



Three decades of innovation and know-how

More than 30 years ago, Claude Buzon revolutionised the world of terrace support systems by founding Buzon Pedestal International and its innovative pedestals for the embellishment of outdoor spaces.

He started by importing French pedestals and adapted them to the constraints of the work sites. Quickly, he developed his own series of pedestals to respond to the growing needs of the market and exported them around the world.

Since then, the company has grown a lot and is now managed by his son, Laurent Buzon, who does everything to perpetuate the work accomplished. The company has been a real success story, and since then, no less than four generations of pedestals have seen the light of day.

This success rests on solid foundations. Since its establishment in Liège (Belgium), the family business has multiplied its collaborations and now has 40 partners in more than 50 countries. Trust is one of the key values of the company, and is built up with each mission, by listening to the client, and undertaking each project with enthusiasm.

Every year, millions of pedestals are manufactured for projects and large-scale work sites throughout the world. Although Buzon® offers stability solutions, the company categorically rejects immobility. Innovation is one of the Buzon® drivers, which spurs the company on to develop ever more adapted and efficient products.






Claude Buzon on a princely mission to Mexico.

2009

2010

Creation of the **PB-series**, pedestals that perfectly meet the requirements for laying in a residential environment.



Buzon® supplies more than 100,000 pedestals for a luxury hotel in Singapore, the **Marina Bay Sands**.

2011

2015

Laurent and Claude Buzon on a princely mission to Singapore.



Buzon® pedestals are installed at the base of **The Shard** in London, one of the tallest skyscrapers in Europe.


Buzon® acquires **ISO 9001:2008** certification.

2016

2017

Buzon® obtains **ISO 9001:2015 certification** and becomes CO2 neutral. Birth of the Buzon® nursery in Madagascar with more than 31,835 trees planted every year.

Buzon® invites its partners from all over the world, its suppliers, its clients and its team to celebrate its **30th anniversary**.



The move to **new offices**.

Buzon® now has **21 employees**.

Establishment of **ISO 14001**.

2019

2020

Buzon® obtains **ISO 14001:2015** certification.

Creation of a **range of joists** and accessories.

140,000 Buzon® pedestals were supplied to the **Across Ages museum in Oman**.




“

**Projects
that match
your creativity**



Our commitments



100% MADE IN EUROPE

All our products are created, designated and manufactured in Europe. Our research and development department works hard to provide our customers with excellence in terrace support.

90% of our products come from the factory in Overpelt, Belgium. The rest of our products are produced in Europe.



ENVIRONMENTAL COMMITMENT

Mindful of the challenge of climate change, Buzon® places particular importance on the environment. Our raw materials are recycled and our products are 100% recyclable.

Our headquarters in Liège are passive and various actions are carried out to raise awareness, such as the installation of beehives, a flower meadow and vegetable gardens. We have also obtained ISO 14001:2015 certification.

We are committed to controlling our carbon emissions. This involves an audit every two years to calculate our carbon footprint and to develop a strategic plan to reduce our emissions. In the meantime, we have also taken measures to be carbon neutral by offsetting our consumption with the planting of 31,835* trees per year in Madagascar.



QUALITY COMMITMENT

The quality of our products and your satisfaction are our highest priorities. In this regard, Buzon® is certified ISO 9001:2008 since 2015 and ISO 9001:2015 since 2017. This certification guarantees you constant improvement in the quality of our products and services.



RECOGNITION

We have won many awards and gained various certifications such as a Silver Medal for innovation at Batimat Paris in 1997, the Golden Bridge in London and even the Good Design Award 2018 with our diverse commitments and company policy.



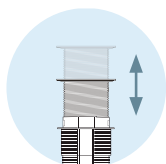


Buzon®
has a solution
for every
terrace type

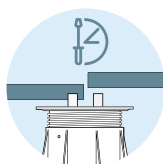


The advantages of the Buzon® pedestals

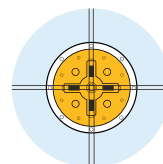
Creating a terrace in a conventional manner is not always easy. Expansion of the joints, difficulty evacuating the water, dealing with slopes, etc. All these problems strongly compromise the durability of the terrace. It is in this context that laying on pedestals quickly became a requirement, responding to all the constraints encountered on the sites.



Pedestals adjustable
from **15 to 955 mm**



Quick and easy
installation



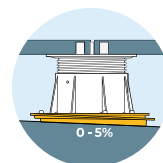
High **stability** thanks
to a **large pedestal top**



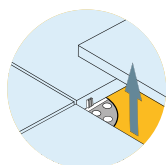
A system **supporting heavy**
loads



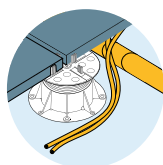
Better **thermal and acoustic**
insulation



Easy and precise slope
correction up to 5%



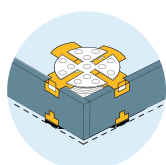
Easy access to the
waterproofing membrane or
substructure



Concealing of technical
equipment



Respect of the
waterproofing
membrane



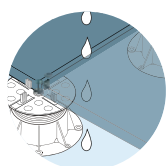
A broad range of accessories
for the terrace finish



Sustainable solution



100% **recyclable**



Presence of **open joints** avoiding
all risks of cracking as compared
to closed joints. **Easier water**
evacuation.





Buzon® Calculator



We recommend using our pedestal calculator for greater precision.

MORE INFO ON PAGE 45



2

PB PEDESTAL

PB-Series

PB adjustable pedestals are perfect for creating residential and commercial spaces. Adjustable from **15 to 955 mm**.

Thanks to its ingenious design, the **PB pedestal** is easy to adjust and allows for quick and robust installation. The enlarged surface of the top is specially adapted to support terraces made of natural stone, ceramic pavers, concrete slabs, wooden boards or composite material.

Our PB-series



Fixed



Adjustable

Mat layers and spacer tabs



U-PAD-GROUND-3MM

12 2376

3 mm



U-PAD-GROUND-6MM

12 2377

6 mm



U-PAD-GROUND-10MM

12 2378

10 mm



PB-00

11 0697

15 mm



PB-0-S18

11 2295

18-28 mm



PB-01

11 0698

28-42 mm



PB-1

11 0700

42-60 mm



PB-2

11 0702

60-90 mm



PB-3

11 0704

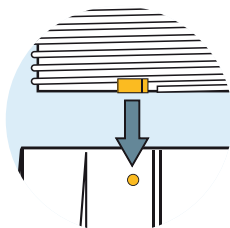
90-145 mm



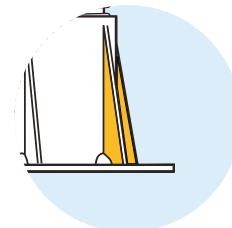
PB-4

11 0710

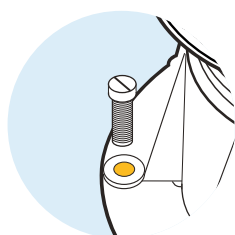
145-245 mm



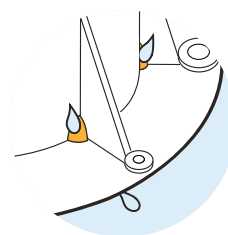
An unscrewing safety system
preventing each element from
detaching **at the maximum**
height reached



Lateral reinforcements
bolster the **stability of**
the pedestal



8 holes
enable **the fastening**
of the pedestal



8 holes at the base of
the pedestal ensure
optimal drainage

Mat layers and spacer tabs

Buzon® solves and secures the problem of "low heights" under pavers. The combination of the **U-TABS-FLAT**, **U-PAD-GROUND** and **U-PAD** accessories helps to build terraces when the height available under the paver is limited to between 3 and 17 mm. The system provides a flat terrace with good distribution of the laying surface (the pavers are "held" better).

SPACER TABS



U-TABS-FLAT-2MM

11 2385

2 mm



U-TABS-FLAT-3MM

11 2371

3 mm



U-TABS-FLAT-4.5MM

11 2386

4.5 mm

MAT LAYERS FOR SPACER TABS



U-PAD-GROUND-3MM

12 2376

3 mm



U-PAD-GROUND-6MM

12 2377

6 mm



U-PAD-GROUND-10MM

12 2378

10 mm

MATS



U-PAD-3MM

12 1837

3 mm



U-PAD-6MM

12 2027

6 mm



U-PAD-10MM

12 1835

10 mm

More information on the **U-PAD** on page 22.

U-PAD-GROUND and **U-TABS-FLAT** form a product combination but are sold separately.

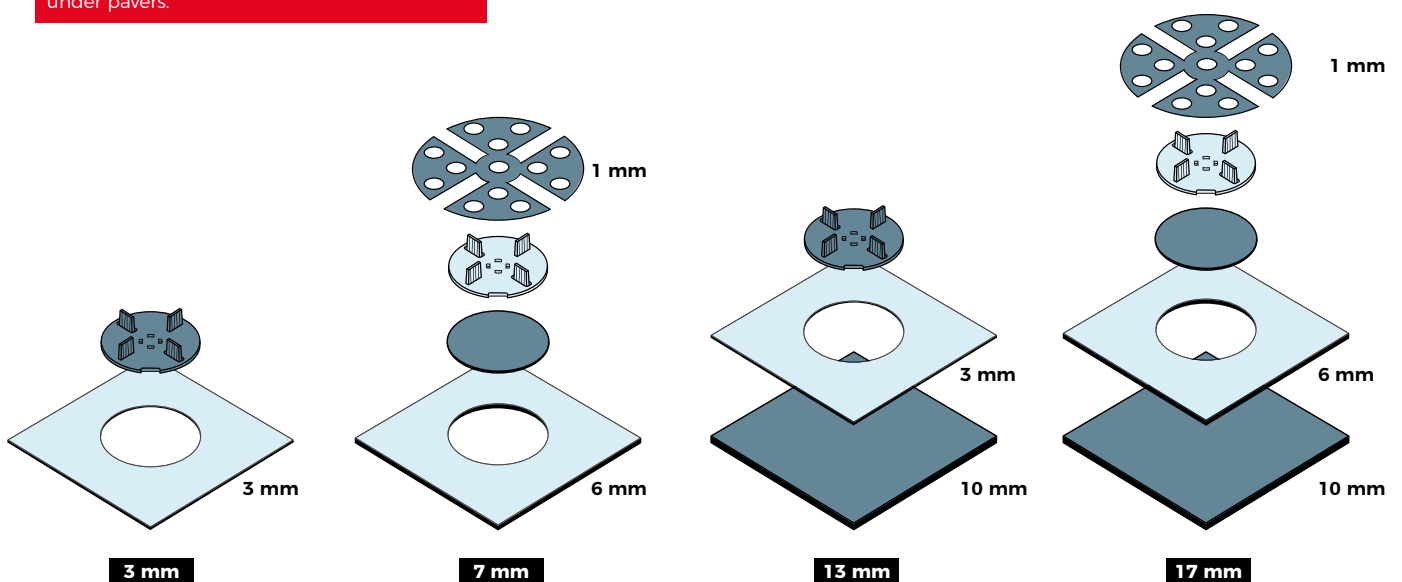





**Height
under pavers
from 3 to 17 mm**

PB PEDESTAL

Different combinations of accessories are possible to achieve the desired height under pavers.







3

PB ACCESSORIES

PB accessories

A range of accessories complete the **PB series pedestals** to facilitate the realisation of the terrace. Whatever the configuration of the project, we offer easy and reliable solutions to the various problems encountered on sites.

Spacer tabs

PB-TABS spacer tabs measuring 17 mm in height are available in different thicknesses: 2 mm, 3 mm, 4.5 mm, 6 mm, 8 mm and 10 mm. They guarantee a uniform alignment of the pavers placed on the top of the Buzon® pedestal.



PB-TABS-2MM

13 0592

2 mm



PB-TABS-3MM

13 0594

3 mm

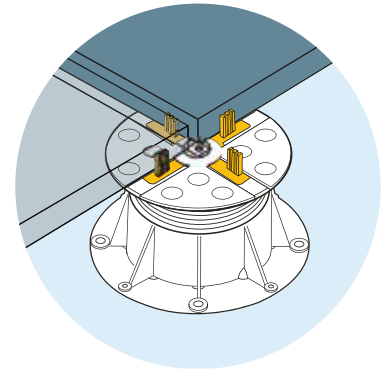


PB-TABS-4.5MM

13 0596

4.5 mm

H: 17 mm



PB-TABS-6MM

13 2365

6 mm



PB-TABS-8MM

13 2369

8 mm

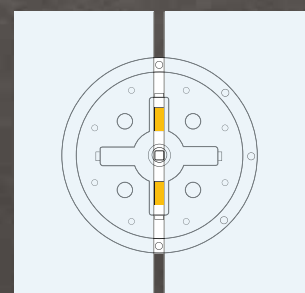
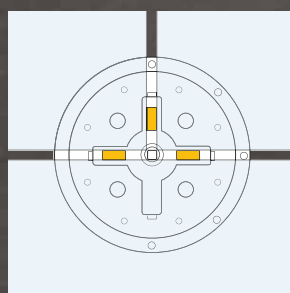
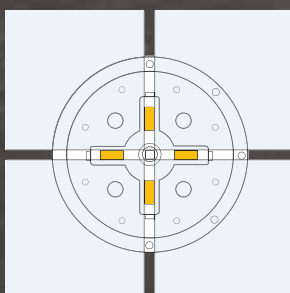

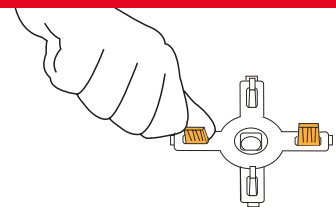


PB-TABS-10MM

13 2370

10 mm

By detaching the tabs, it is possible to create different laying configurations.



“

**A multitude
of possibilities**



Shock absorbers

The shock absorbers (**U-E10** or **U-E20**) is a 1 or 2 mm wedge in the shape of a clover leaf. It stabilises the pavement, provides additional acoustic comfort and compensates for variations in paver thickness.



U-E10

12 0612

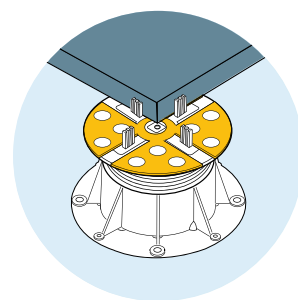

1 mm



U-E20

12 0613

2 mm



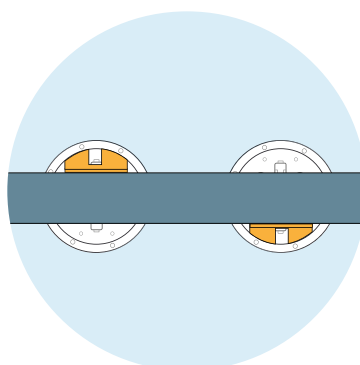

“

**Helps to create
wood or composite
board terraces**



Guide for joists

The **PB-KIT-5** joist guide attaches to the top of the Buzon® **PB-series** pedestals with our plug-in system. It firmly holds up the joists supporting the terrace boards.



PB-KIT-5

13 0588

Wall edge

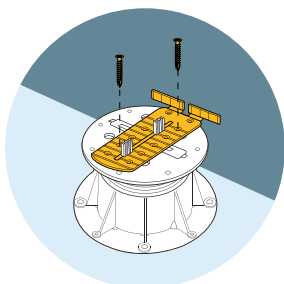
The **U-WALL-PP** wall edge creates a uniform 5 mm gap between the pavers and the wall, enabling water flow, protecting the terrace in the case of heavy rainfall, snow, etc. It is placed on the top of the **PB pedestal**.



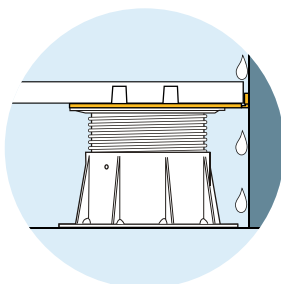
U-WALL

14 2309

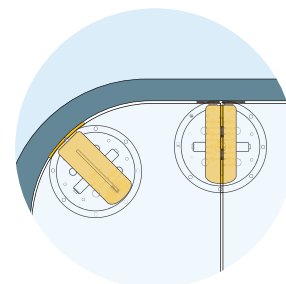
Patented



The **U-WALL-PP** can be fastened to the pedestals with screws to keep the pavers in place. It is also adjustable on the top of the pedestal to create an optimal gap.



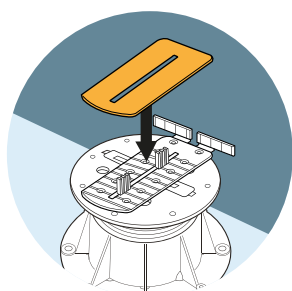
U-WALL-PP allows for better drainage along the wall thanks to a 5 mm gap between the pavers and the wall.



Thanks to the flexible tabs, the **U-WALL-PP** wall edge adapts to all types of walls: angular, curved, etc. This makes it easier and more efficient to apply.



With the **U-WALL-PP** wall edge, the additional height is 3 mm.



For more stability, we recommend using the **U-WALL-PP** wall edge with the **U-E10-WALL** (1 mm) or **U-E20-WALL** (2 mm) shock absorber.



U-E10/20-WALL

1 mm 14 2406
2 mm 14 2407

Shim for pedestal

Thanks to the **U-SHIM-5MM** shim, the total height of the pedestal can be increased by 5 mm (with the possibility of stacking up to 4 elements), which is ideal for making small height adjustments on site.

U-SHIM-5MM is also compatible with our **U-PH5** slope corrector.



U-SHIM-5MM

12 2335

5 mm

Mats

The **U-PAD** mat is made of recycled rubber. It is placed under the pedestal and provides additional acoustic comfort. It also helps protect the support if it is subject to puncturing. Buzon® pedestals are designed to be installed on most waterproofing membranes or rigid insulation panels.

200×200 mm



U-PAD-3MM

12 1837

3 mm



U-PAD-6MM

12 2027

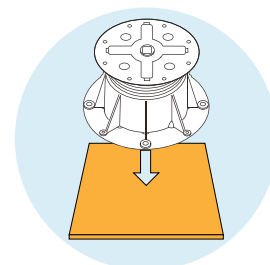
6 mm



U-PAD-10MM

12 1835

10 mm



200×100 mm



U-PAD-3MM-100

12 2053

3 mm



U-PAD-6MM-100

12 1886

6 mm

90×60 mm



U-PAD-6MM-69

12 1902

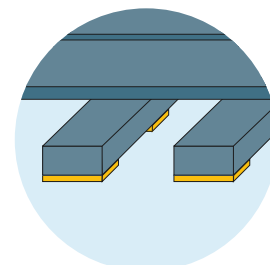
6 mm



U-PAD-10MM-69

12 1901

10 mm



BSW

BSW Regupol®
Acoustic comfort

The Buzon® **U-KIT-SL-80** bubble level is the essential tool for handling slopes. It measures the value and direction of the slope of the terrace support at any location.



U-KIT-SL-80

99 0605



Slope corrector

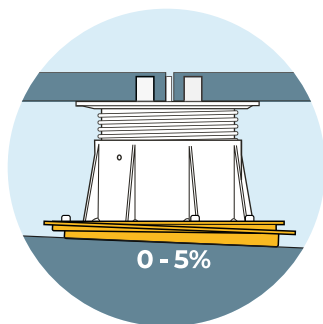
In order to handle slopes during the implementation of the terrace, we recommend the use of a **U-PH5** slope corrector. This adjustable tray is placed under the base of the pedestal and guarantees perfect control of the slopes. It creates a counter-slope of **0 to 5 % in intervals of 0.5%**, which facilitates the installation of a horizontal or inclined terrace.



U-PH5

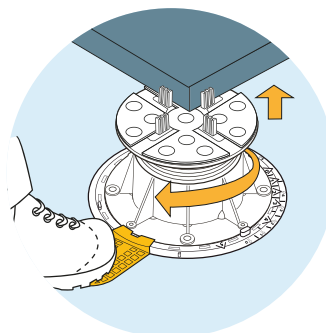
12 2125

Patented



+ 14 mm

With the **U-PH5**, slope corrector, the additional height is 14 mm.



Enables the orientation of the slope corrector to be maintained when adjusting the height of the pedestal.

U-PH5-KEY-FOOT

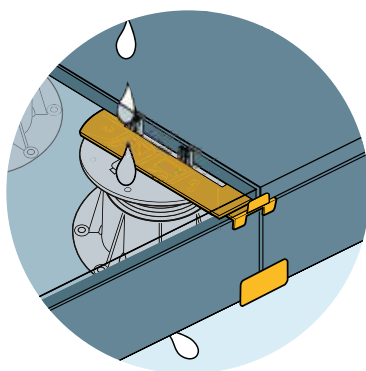
12 2115

“

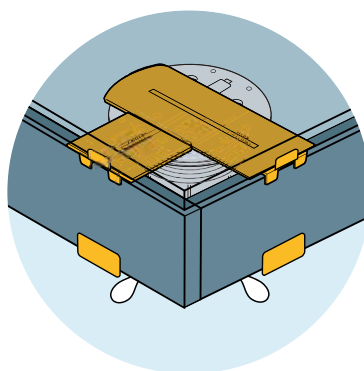
**Discreet under
the pavers**

End of terrace kit

The **PB-END** end of terrace kit supports the peripheral slabs for cladding the edge of the space created under the terrace installed on **PB pedestals**. Two hooks on the top and base of the pedestal hold vertical 20 mm thick paver cuttings to ensure a solid and homogeneous finish.



LATERAL EDGE



ANGLE



PB-END KIT

14 2700



PB-END can be used from PB-1 pedestals measuring **min. 50 mm**.



PB-END is also available in stainless steel (**PB-END-INOX**).



14 1973

Support for cut-outs

U-EDGE is an adaptable bracket that attaches to the **PB series** pedestals. It offers a quick and easy solution to laying paver cuttings at the edge of the wall. It can be used with any type of layout and all shapes of paving.



U-EDGE

14 2325

Patented

The **U-TABS** spacer tabs 2, 3 and 4.5 mm thick are used with the **U-EDGE**. By fixing these in the required location, they create a gap between the paving keeping the smaller cuts evenly spaced and holding them securely in place.



U-TABS-2MM

13 2336

2 mm



U-TABS-3MM

13 2337

3 mm



U-TABS-4.5MM

13 2338


4.5 mm



U-E10/20-EDGE

1 mm 14 2340

2 mm 14 2341



For further stability, we recommend the use of the **U-EDGE** bracket with the **U-E10-EDGE** (1 mm thickness) or the **U-E20-EDGE** (2 mm). This guarantees the stability of the paver.





Multi-purpose base

On its constant quest to come up with ever more comprehensive solutions, Buzon® has developed a multi-purpose finishing accessory, **U-TILES**. It allows you to lay small finishing patio tiles, either against a wall or side by side.

In addition, **U-TILES** makes it possible to incorporate smaller tiles into the patio design, allowing creative freedom for a beautiful finish.



U-TILES can be used from **PB-1** pedestals measuring **min. 50 mm**.



Only the base

U-TILES

14 2620





Other PB accessories



U-TABS-SPIKE

2 mm 11 2384
3 mm 11 2372
4.5 mm 11 2383

U-TABS-SPIKE

Spacer tabs for planting

The U-TABS SPIKE (2, 3 or 4.5 mm) spacer tab for planting enables the direct laying of pavers on soft ground, gravel, lawns, etc. It is planted directly in the ground and facilitates the creation of terraces or Japanese steps.



PB-FASTENER

13 0590

PB-FASTENER

Fixing wooden tiles

The PB-FASTENER makes it possible to fasten wooden pavers and provides more stability in the event of high winds.



PB-KIT-8

23 2334

PB-KIT-8

Multiple fixation

The PB-KIT-8 is a multifunctional finishing accessory that is fastened to the pedestal.



PB-KIT-8-0-S

23 2667

PB-KIT-8-0-S

Multiple fixation PB-0-S18

USE ONLY WITH PEDESTAL PB-0-S18!

The PB-KIT-8-0-S kit is used for fastening elements to the PB-0-S18 pedestal.



U-WASHER-35MM

Stainless steel 13 2062

U-WASHER-35MM

Anti-wind washer

The U-WASHER-35MM can be installed easily on all paver terraces and prevents them from lifting in case of strong gusts of wind.

Available in 7 different colours.



U-WASHER-50MM

Stainless steel 13 2032

U-WASHER-50MM

Anti-wind washer

The U-WASHER-50MM can be installed easily on all paver terraces and prevents them from lifting in case of strong gusts of wind.

Available in 7 different colours.

WOULD YOU LIKE MORE INFORMATION ABOUT OUR PRODUCTS?

Contact us at sales@buzon-world.com





4

U-BRS JOISTS

U-BRS system

Buzon Rail System (BRS) revolutionises the realisation of raised terraces.

The new **U-BRS** laying system for outdoor raised terraces ensures simple and easy installation. Used as a support system, it guarantees great stability and facilitates the arrangement of outdoor spaces.

Why choose the **U-BRS** system?

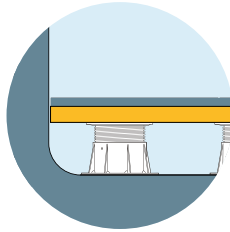
The **U-BRS** system and its aluminium joists facilitate the laying of 20 mm ceramic pavers of all sizes. With a thickness of 24 or 38 mm, the joists guarantee a superior resistance to the applied loads and only require a gap of 80 cm (maximum) between each supporting pedestal for the 38 mm joists and a spacing of 60 cm (maximum) for 24 mm joists.



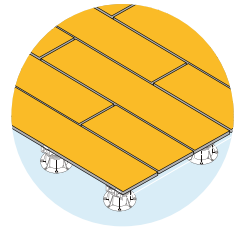
The advantages of the **U-BRS** system



Time **savings**



Stability
of overhangs



**Possibility of laying large
format pavers**

*(e.g. large format 120 x 120 cm
or small width 20 x 120, 30 x 120 cm)*



U-BRS system

Practical and functional, the system offers a complete structure for laying raised terraces. The system includes height-adjustable polypropylene pedestals, reinforced aluminium profiles and spacer tabs that provide a gap of 3 mm between the pavers. The system is complemented by finishing accessories capable of meeting all types of implementation requirements.



U-BRS-M

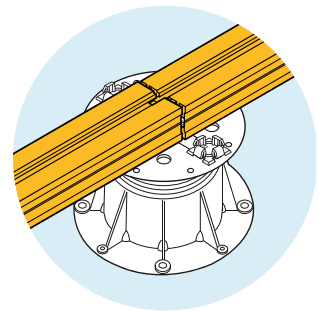
24 mm 21 2604
38 mm 21 2603

U-BRS-M

Joist for tiles - Natural

The joist is 2400 mm long and 60 mm wide.

Two joist heights are available: 24 mm or 38 mm



U-BRS-B

24 mm 21 2679
38 mm 21 2680

U-BRS-B

Joist for tiles - Black

The advantages of anodisation:

- ✓ Avoids reflections
- ✓ Surface resistance (to scratches, scuffing, etc.)
- ✓ Resistance to erosion
- ✓ Resistance to atmospheric pollutants
- ✓ Resistance to corrosion (corrosive elements are chlorine, wet concrete, sea water, sand, and salt)



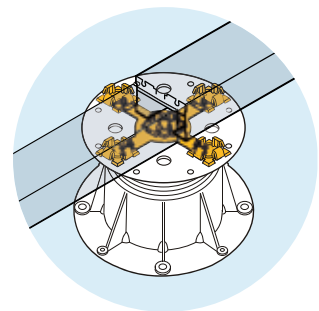
PB-KIT-2

23 2664

PB-KIT-2

U-BRS-PB fixation

It secures the U-BRS joist to the top of pedestal simply by pressing.





Other U-BRS accessories



U-BRS-EPDM

2 mm 22 2146

U-BRS-EPDM

2 mm shock absorber for joist

Attached to the U-BRS joists, it stabilises the paver and provides additional acoustic comfort.



U-BRS TABS

2 mm 23 2490


3 mm 23 2066

4.5 mm 23 2491

U-BRS-TABS

U-BRS spacer tabs

U-BRS spacer tabs that regulate the spacing between the pavers, ensure alignment and allow the rapid evacuation of excess water. The spacer tabs are available in different thicknesses: 2, 3 and 4.5 mm.



U-BRS-STOP

24 2788

U-BRS-STOP

U-BRS tile stop

Prevents the pavers from slipping off the end of the terrace. It makes it possible to stop the pavers at the edge of the terrace.



U-BRS-CONNECTOR

22 2770

U-BRS-CONNECTOR

Connector for U-BRS joist

Connector for securing two perpendicular joists.



U-BRS-END KIT

24 2856

KIT-U-BRS-END

End of terrace kit for U-BRS joist

Stainless steel end of terrace kit to facilitate peripheral terrace cladding. Two blades with claws encircle the 20 mm plinth.



U-BRS-END

End of terrace kit for U-BRS joist

The U-BRS-END end of terrace kit may be sold separately:

1 U-BRS-END-T 24 2597

2 U-BRS-END-B 24 2596

3 U-BRS-END-CONNECTOR x 2 24 2599

4 U-BRS-VIS x 12 23 2431



U-FIXING-PLATE-5

13 2381

U-FIXING-PLATE-5

Multiple fastener for joists

USE ONLY WITH PEDESTAL PB-0-S18!

Secures the U-BRS joist with two fixing accessories: anchor fixing (small) and tube for anchor fixing.

U-BRS-WOOD system

The **U-BRS-24-WOOD** system will facilitate the realisation of your wooden terrace with aluminium joists. Our system is compatible with most wooden boards and fastenings.



U-BRS-24-WOOD-M

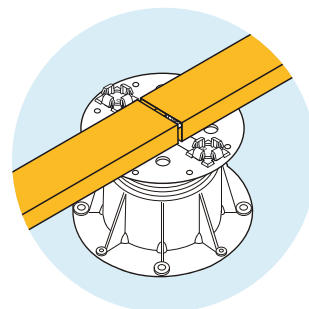
21 2712

U-BRS-24-WOOD-M

Joist for wood - Natural

The joist is 2400 mm long and 60 mm wide.

The joist is 24 mm high.



U-BRS-24-WOOD-B

21 2711

U-BRS-24-WOOD-B

Joist for wood - Black

The advantages of anodisation:

- ✓ Avoids reflections
- ✓ Surface resistance (to scratches, scuffing, etc.)
- ✓ Resistance to erosion
- ✓ Resistance to atmospheric pollutants
- ✓ Resistance to corrosion (corrosive elements are chlorine, wet concrete, sea water, sand, and salt)



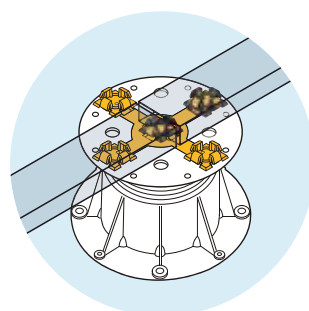
PB-KIT-2

23 2664

PB-KIT-2

U-BRS PB fixation

It secures the U-BRS joist to the top of the pedestal simply by pressing.





Easy solution adapted to wooden board terraces



U-BRS-24-WOOD-M

21 2712



PB-KIT-2

23 2664



WOODEN BOARDS AND THEIR FASTENINGS :

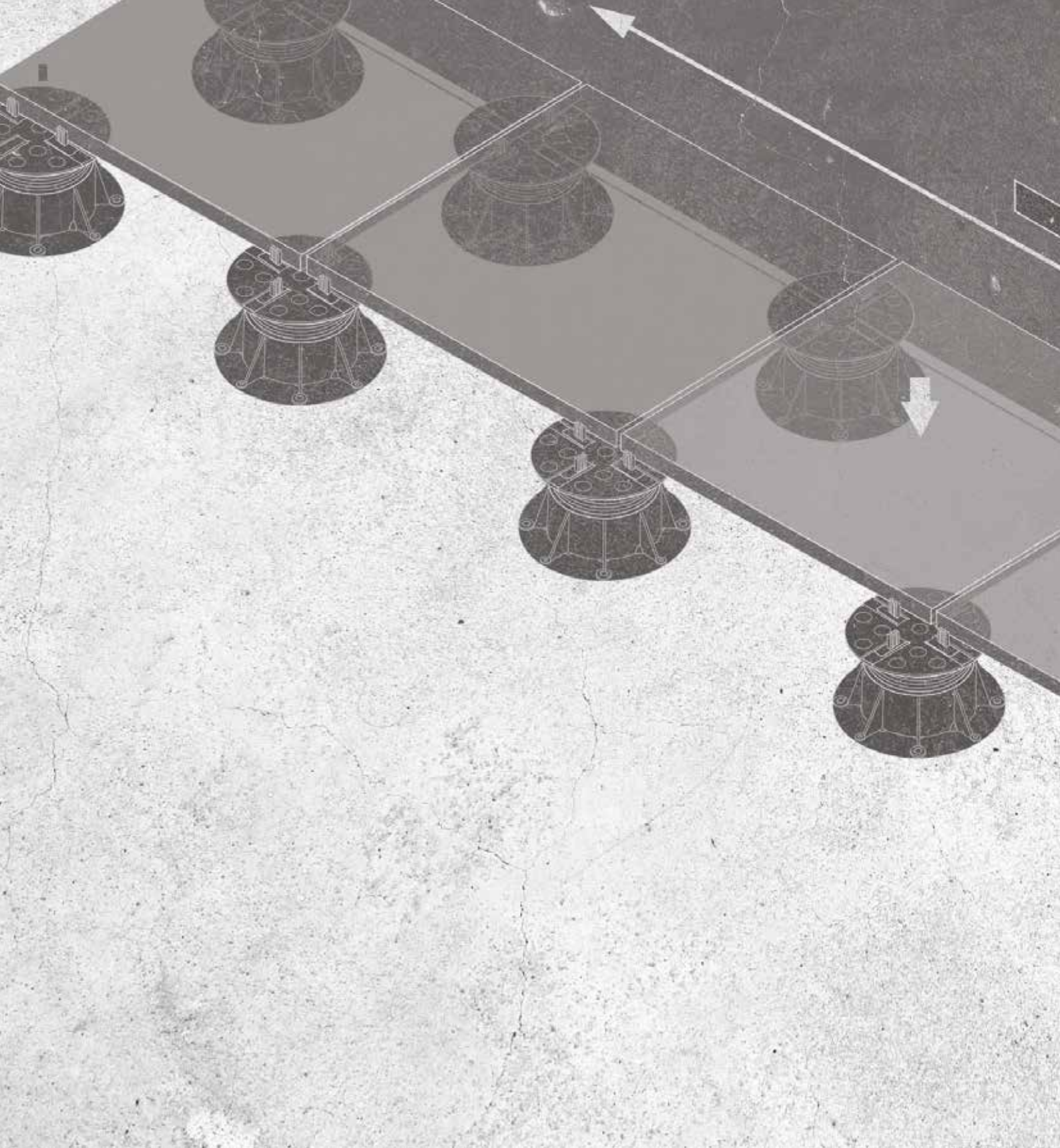
Not supplied by Buzon®!


Our aluminium joist system is compatible with most wooden or composite boards and fastenings. We advise you to request more information from your wooden board supplier.



The spacing system between the wooden boards depends on the boards chosen.

The **U-BRS-END**, **U-BRS-TABS**, **U-BRS-STOP** et **U-BRS-CONNECTOR** are not compatible with the **U-BRS-WOOD** system.





Technical information and installation

5

TECHNICAL INFORMATION

Technical information and consumption

STANDARD SYSTEM / PEDESTALS

AVERAGE NUMBER OF PEDESTALS PER m²

Dimensions and surface area of the terrace	20 m ²	50 m ²	100 m ²	1,000 m ²
Length	5	10	10	50
Width	4	5	10	20
Paver format	Pedestals / m ²	Pedestals / m ²	Pedestals / m ²	Pedestals / m ²
40×40 cm	7.70	7.28	6.76	6.43
50×50 cm	4.95	4.62	4.41	4.14
60×60 cm	4.00	3.60	3.24	2.94
75×75 cm	4.90	4.36	4.21	3.71
80×80 cm	4.15	4.06	3.65	3.24
90×90 cm	6.00	5.76	5.76	5.15
100×100 cm	4.95	4.62	4.41	4.14
120×30 cm	7.50	6.48	6.30	5.78
120×40 cm	5.50	5.04	4.68	4.34
120×60 cm	4.00	3.60	3.24	2.98
90×45 cm	6.00	5.76	5.76	5.15
120×120 cm	4.00	3.60	3.24	2.94
45×45 cm	6.00	5.76	5.76	5.15
60×30 cm	7.50	6.48	6.30	5.78
60×40 cm	5.50	5.04	4.68	4.34
40×80 cm	7.70	7.28	6.76	6.43
50×100 cm	4.95	4.62	4.41	4.14
180×30 cm	7.50	6.48	6.30	5.78
160×30 cm	7.7	7.18	6.8	6.47

The use of pedestals is recommended for pavers of minimum 30 x 30 cm, in agreement with the tile setter.
For the laying of non-square pavers, the amount of pedestals used varies according to their place under the pavers.
This information is given as an indication, the consumption varying according to the specificities of each project.

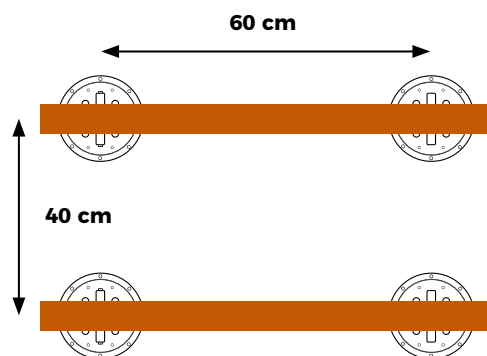
Buzon® cannot be held responsible for variations in quantities.

Buzon® Calculator



We recommend using our pedestal calculator for greater precision.

MORE INFO ON PAGE 45

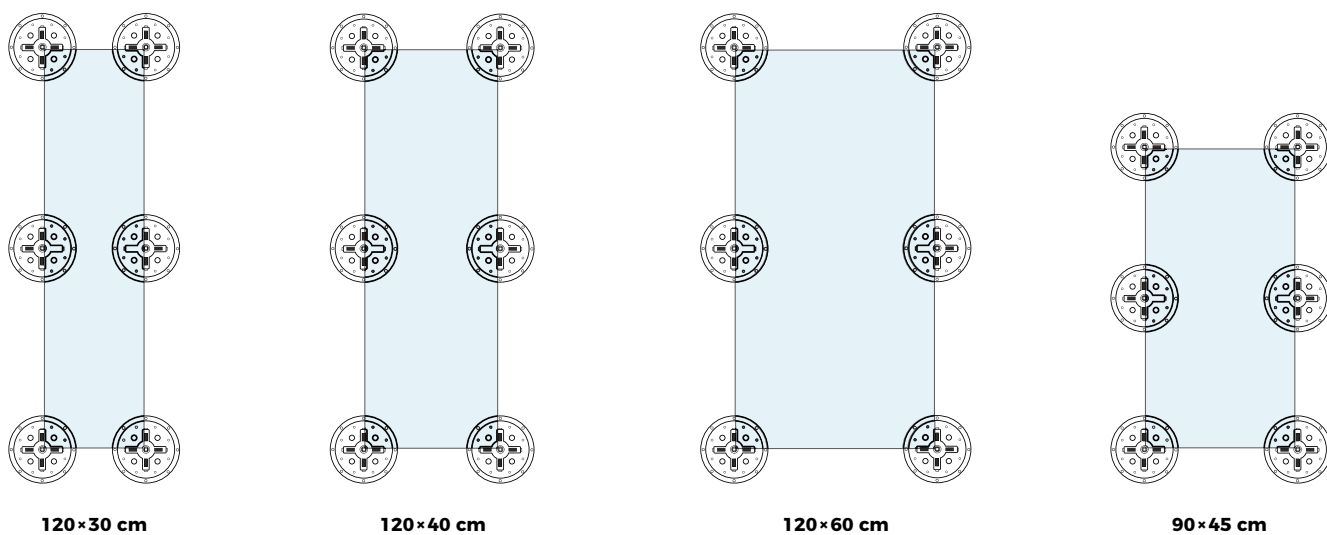
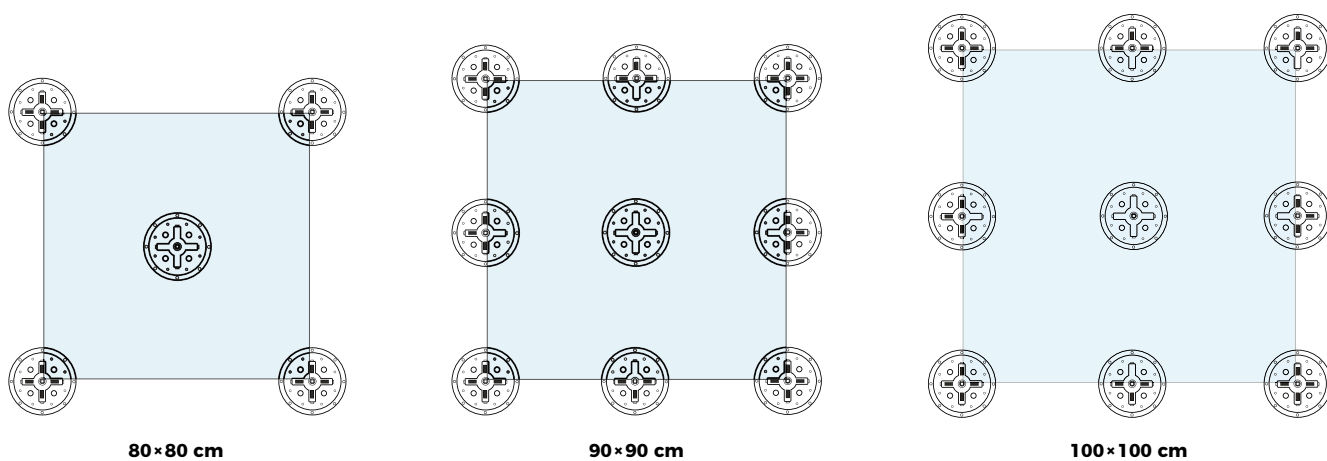
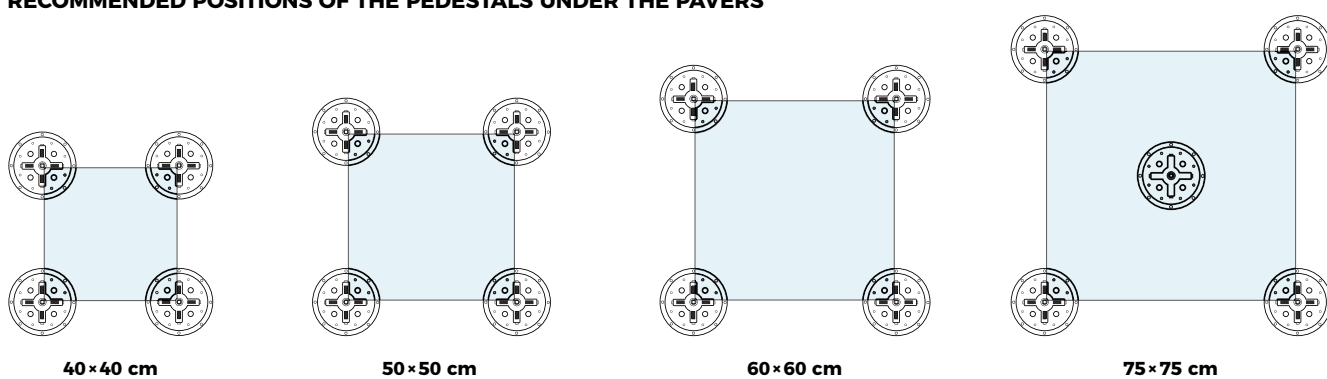


Average consumption for a wooden terrace:
one pedestal every 60 cm and one joist every 40 cm.

The average is 4 to 5 pedestals per m².



RECOMMENDED POSITIONS OF THE PEDESTALS UNDER THE PAVERS



Technical information and consumption of pedestals

U-BRS / PEDESTAL SYSTEM

AVERAGE QUANTITY OF JOISTS, PEDESTALS AND ACCESSORIES (joist centre distance 60 cm) **B**

Dimensions and surface area of the laying plan	10 m ²	50 m ²
Length	5 m	10 m
Width	2 m	5 m
Consumption	pcs / m ²	pcs / m ²
U-BRS-24 / U-BRS-38	0.8	0.7
U-BRS-EPDM-2MM	1.6	1.4
U-BRS-TABS:		
20×120 cm pavers	9.4	9.1
30×120 cm pavers	6.2	6.0
40×120 cm pavers	4.6	4.5
60×120 cm pavers	3.6	3.3
120×120 cm pavers	0.6	0.4
U-BRS-STOP / U-BRS-VIS	1.2	0.8
Pedestals (centre distance 60 cm) A	4.00	3.4
Pedestals (centre distance 80 cm) A	3.2	2.8

AVERAGE QUANTITY OF JOISTS, PEDESTALS AND ACCESSORIES (joist centre distance 40 cm) **B**

Dimensions and surface area of the laying plan	10 m ²	50 m ²
Length	5 m	10 m
Width	2 m	5 m
Consumption	pcs / m ²	pcs / m ²
U-BRS-24 / U-BRS-38	1.2	1.1
U-BRS-EPDM-2MM	2.4	2.2
U-BRS-TABS:		
20×120 cm pavers	11.3	11.0
30×120 cm pavers	7.5	7.2
40×120 cm pavers	5.5	5.4
80×80 cm pavers	2.4	1.9
60×120 cm pavers	4.3	4.0
U-BRS-STOP / U-BRS-VIS	1.2	0.8
Pedestals (centre distance 60 cm) A	6.0	4.9
Pedestals (centre distance 80 cm) A	4.8	4.1

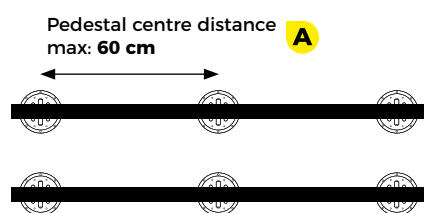
AVERAGE QUANTITY OF JOISTS, PEDESTALS AND ACCESSORIES (joist centre distance 45 cm) **B**

Dimensions and surface area of the laying plan	10 m ²	50 m ²
Length	5 m	10 m
Width	2 m	5 m
Consumption	pcs / m ²	pcs / m ²
U-BRS-24 / U-BRS-38	1.2	1
U-BRS-EPDM-2MM	2.4	2
U-BRS-TABS:		
45×90 cm pavers	5.2	4.8
90×90 cm pavers	1.2	1.0
U-BRS-STOP / U-BRS-VIS	1.3	1.0
Pedestals (centre distance 60 cm) A	5.5	4.6
Pedestals (centre distance 80 cm) A	4.4	3.7

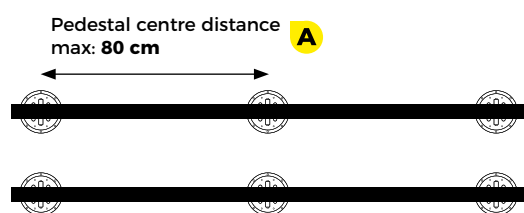
AVERAGE QUANTITY OF JOISTS, PEDESTALS AND ACCESSORIES (joist centre distance 50 cm) **B**

Dimensions and surface area of the laying plan	10 m ²	50 m ²
Length	5 m	10 m
Width	2 m	5 m
Consumption	pcs / m ²	pcs / m ²
U-BRS-24 / U-BRS-38	1	0.9
U-BRS-EPDM-2MM	2	1.8
U-BRS-TABS:		
50×50 cm pavers	5.6	4.8
50×100 cm pavers	2.6	2.4
100×100 cm pavers	1.0	0.8
U-BRS-STOP / U-BRS-VIS	1.0	0.8
Pedestals (centre distance 60 cm) A	5.0	4.2
Pedestals (centre distance 80 cm) A	4.0	3.3

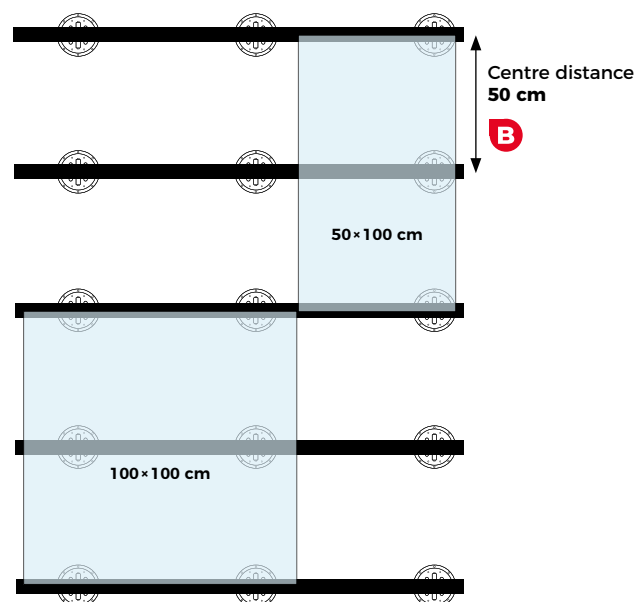
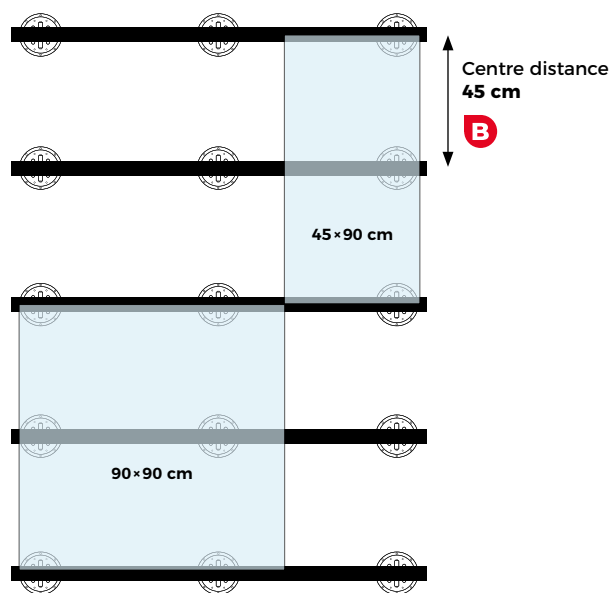
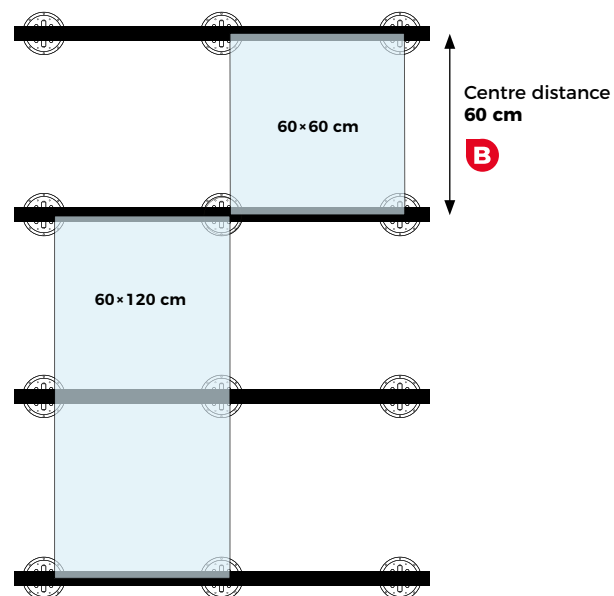
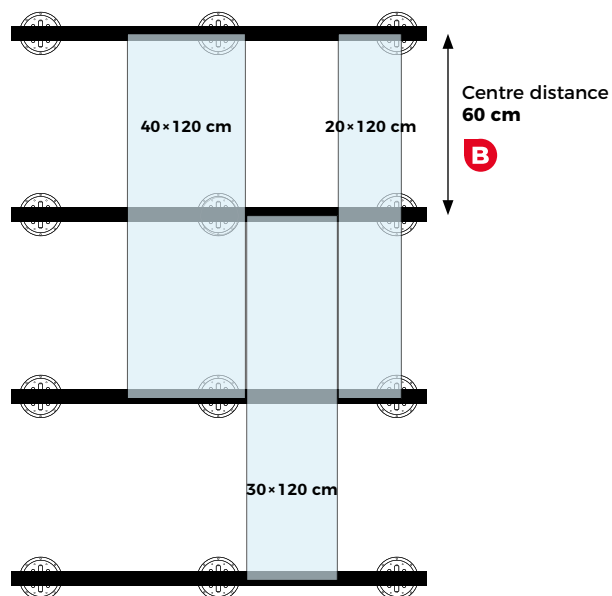
POSITION OF THE PEDESTALS UNDER U-BRS-24



POSITION OF THE PEDESTALS UNDER U-BRS-38



POSITION OF THE U-BRS JOISTS



For laying down "parquet", please
contact our technical department.



Technical information and consumption

U-BRS-24-WOOD SYSTEM / PEDESTALS

AVERAGE QUANTITY OF JOISTS, PEDESTALS AND ACCESSORIES (joist centre distance 25 cm) **B**

Dimensions and surface area of the laying plan	10 m ²	50 m ²
Length	5 m	10 m
Width	2 m	5 m
Consumption	pcs / m ²	pcs / m ²
U-BRS-24-WOOD	2	1.8
Pedestals (centre distance 60 cm) A	10	8.4

AVERAGE QUANTITY OF JOISTS, PEDESTALS AND ACCESSORIES (joist centre distance 30 cm) **B**

Dimensions and surface area of the laying plan	10 m ²	50 m ²
Length	5 m	10 m
Width	2 m	5 m
Consumption	pcs / m ²	pcs / m ²
U-BRS-24-WOOD	1.6	1.4
Pedestals (centre distance 60 cm) A	8	6.8

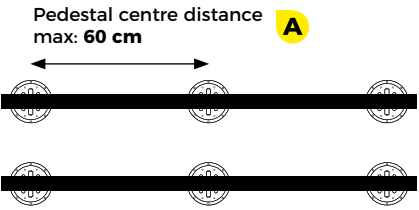
AVERAGE QUANTITY OF JOISTS, PEDESTALS AND ACCESSORIES (joist centre distance 40 cm) **B**

Dimensions and surface area of the laying plan	10 m ²	50 m ²
Length	5 m	10 m
Width	2 m	5 m
Consumption	pcs / m ²	pcs / m ²
U-BRS-24-WOOD	1.2	1.1
Pedestals (centre distance 60 cm) A	6	4.9

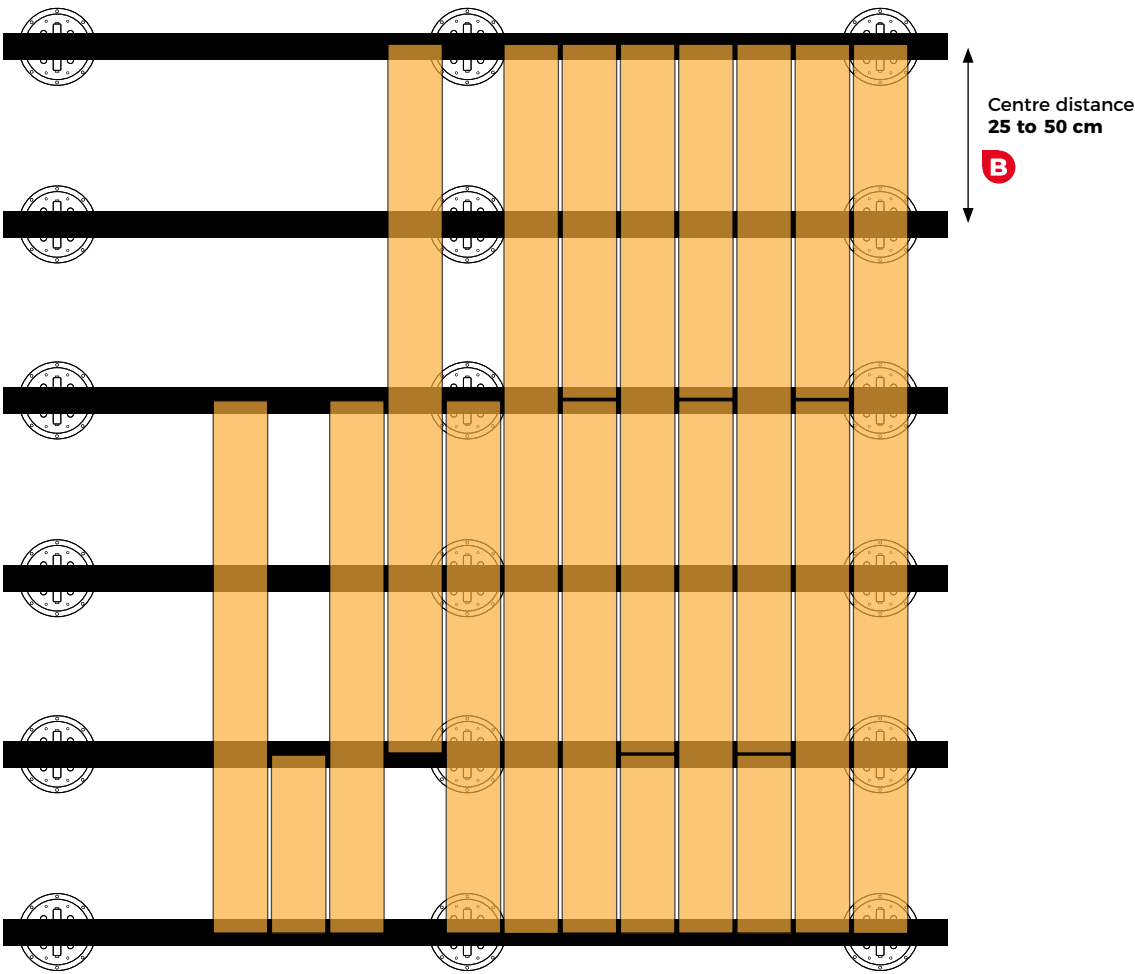
AVERAGE QUANTITY OF JOISTS, PEDESTALS AND ACCESSORIES (joist centre distance 50 cm) **B**

Dimensions and surface area of the laying plan	10 m ²	50 m ²
Length	5 m	10 m
Width	2 m	5 m
Consumption	pcs / m ²	pcs / m ²
U-BRS-24-WOOD	1	0.9
Pedestals (centre distance 60 cm) A	5	4.2

POSITION OF THE PEDESTALS UNDER U-BRS-24-WOOD



POSITION OF THE U-BRS-24-WOOD JOISTS



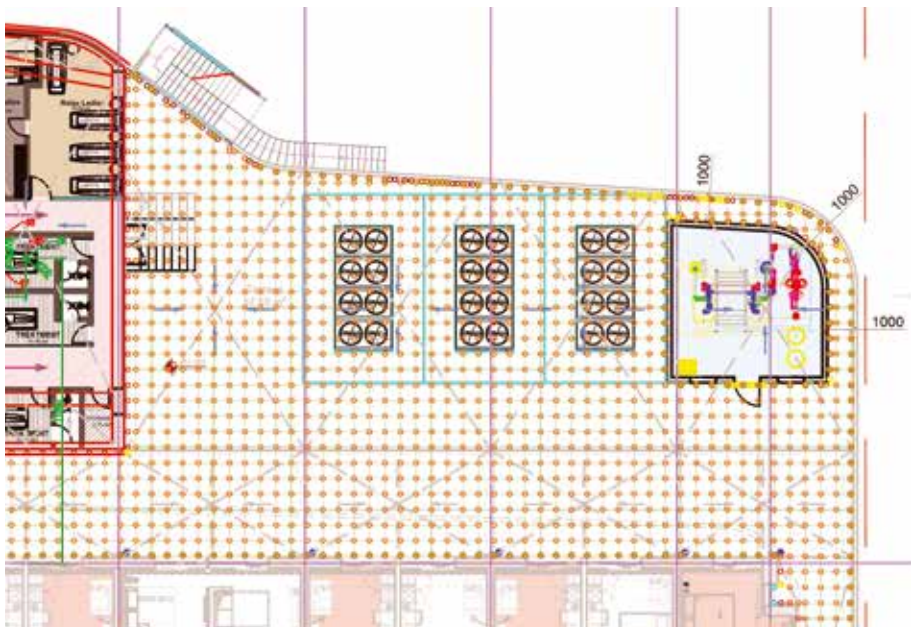


“

**Our mission?
To help you in
the realisation
of your projects**

Technical service

Beyond complete series of pedestals and terrace accessories, we offer personalised service in terms of technical support and assistance. We accompany our clients in the technical realisation of their projects. On request, Buzon® assists with the layout of the pavers, calculating the number of pedestals, the composition of the support systems and installation arrangements.



“

Technical study

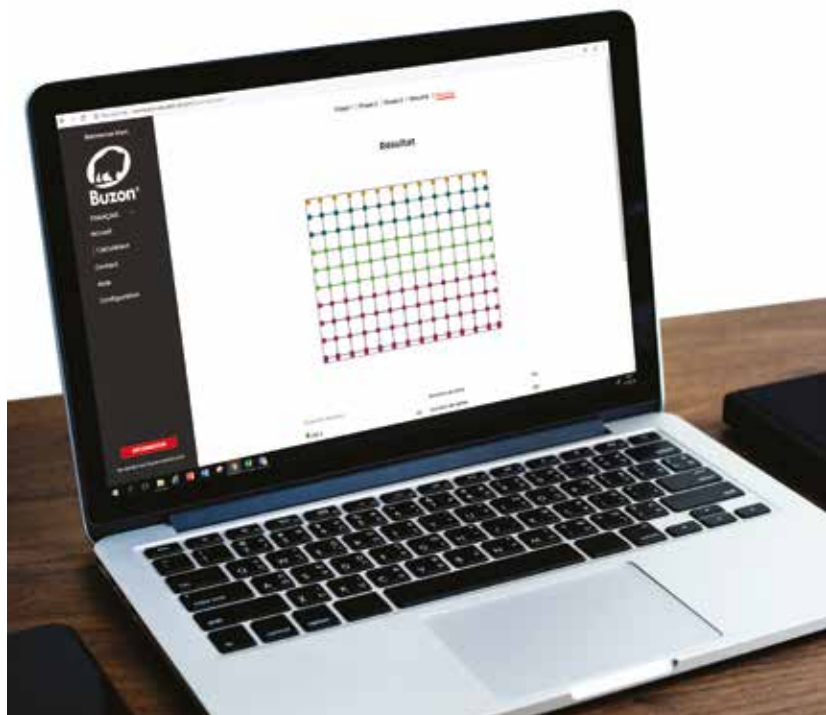
	13	PB 2 + UE20	+PADS 3mm+2xU-WALL
	325	PB 2 + UE20	+PADS 3mm +U-EDGE+Tab3mm
	66	PB 3 + UE20	+PADS 3mm
	2898	PB 3 + UE20	+PADS 3mm + TABS
	315	PB 3 + UE20	+PADS 3mm + WALL
	279	PB 3 + UE20	+PADS 3mm +WALL+TABS3mm

Buzon® calculator

The secret of a perfect terrace on pedestals lies in the preparation. In this regard, Buzon® has developed a simple and fast application to help you with the implementation of your terrace on pedestals.

The Buzon® “calculator”, which you can use after you register, determines the number of pedestals to be used and, above all, their position and height depending on the configuration of the project.

Whatever the size of the pavers and the terraces, whatever the slopes to be overcome, the “calculator” offers a real-time solution, making it easier to do the work.



WHAT ARE YOU WAITING FOR? USE OUR ONLINE CALCULATOR!

www.buzon-calculator-pb.com

Buzon® blog

The blog is built with you! Do you have any ideas for topics to cover? More specific questions? Don't hesitate to let us know:
marketing@buzon-world.com.



Buzon® Newsletter

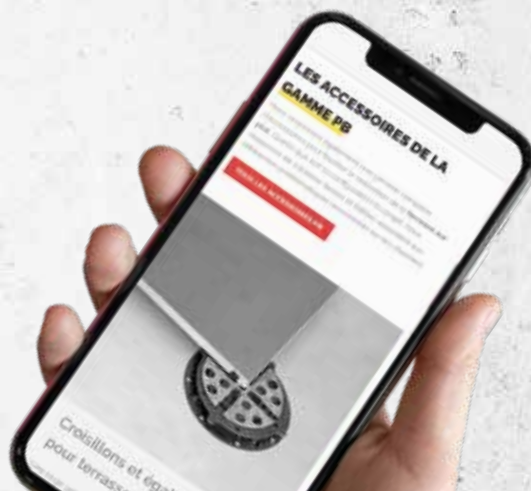


WOULD YOU LIKE TO RECEIVE ALL OUR NEWS?
SUBSCRIBE ONLINE TO OUR NEWSLETTER!

www.buzon-world.com

Our social networks

All our helpful documents are available on our website at **www.buzon-world.com**. You can find various brochures, data sheets, installation guides and 3D videos there (also available on **YouTube**). We are also on the **BIMobject** website where you can download product information in different digital formats. We also regularly post our news on **Facebook**, **Instagram** and **LinkedIn**.



FOLLOW OUR LATEST NEWS ON OUR SOCIAL NETWORKS



www.buzon-world.com

Our partners around the world



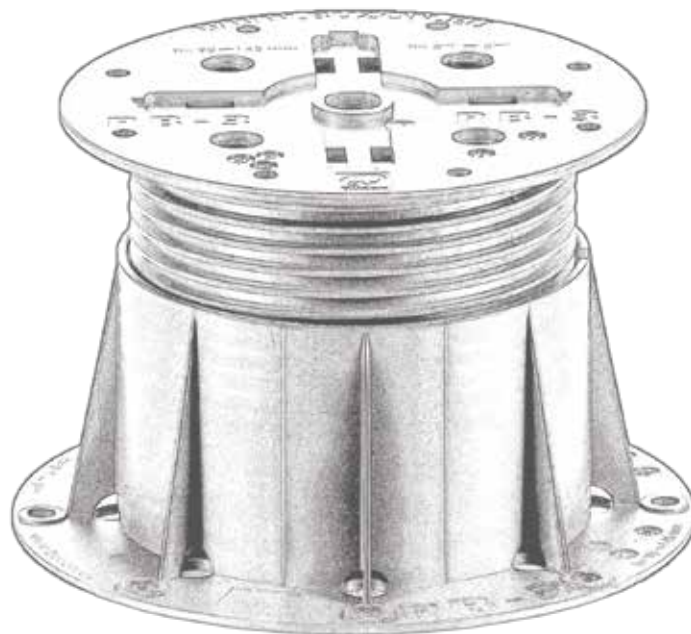
40

Partners



50

Country



Buzon Pedestal International S.A.

sales@buzon-world.com

www.buzon-world.com



2022 © All rights reserved. Any copy, reproduction, adaptation, distribution of this catalogue without the authorisation of Buzon Pedestal International is prohibited and will be punished. Buzon Pedestal International reserves the right to modify, add to, withdraw or supplement this catalogue at any time without prior notice.